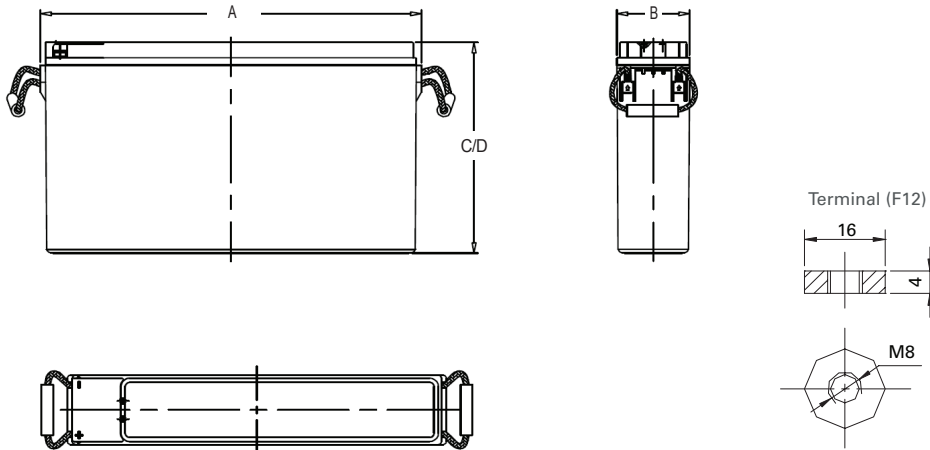


Valve Regulated Lead Acid Battery

Discover® AGM Series VRLA Industrial Batteries provide superior high integrity and reliability for commercial, industrial, and private applications. The maintenance-free Valve Regulated Lead Acid (VRLA) construction make Discover® Standard AGM Series Batteries the definitive choice for mobility and Home Medical Equipment (HME), solar and renewable energy, electronics and security, marine and RV, and utility applications.

MECHANICAL DRAWINGS



MECHANICAL SPECIFICATIONS

Length (A)	21.6 in	548 mm
Width (B)	4.13 in	105 mm
Height (C)	12.4 in	316 mm
Total Height (D)	12.4 in	316 mm
Weight	104.3 lbs	47.3 kgs
Terminal (Opt'l)	F12	
Cells	6	
Electrolyte	AGM	

NOTE: There is a tolerance of +/-2%.
TERMINAL TORQUE: Please refer to our document, located in the Resources webpage (discoverbattery.com/resources).
CAUTION*: Extra considerations must be given to depths of discharge, operating voltages and currents when designing systems for use at maximum temperatures.

ELECTRICAL SPECIFICATIONS

Voltage	12 V
Internal Resistance	4 mΩ
Short Circuit 20°C (68°F)	-
20 HR	160 Ah
10 HR	150 Ah
5 HR	140 Ah
1 HR	108 Ah
15 MIN	67.0 Ah
Charge Temperature	-10°C (14°F) to 50°C (122°F)
Discharge Temperature	-40°C (-40°F) to 50°C (122°F)
Maximum Discharge*	-40°C (-40°F) to 60°C (140°F)

DISCHARGE CONSTANT CURRENT (AMPERES AT 25°C/77°F)

Final Voltage (VPC)	5 MIN	10 MIN	15 MIN	30 MIN	1 HR	3 HR	5 HR	10 HR	20 HR
1.60V	-	375	268	175	108	45.6	28.5	15.4	8.00
1.65V	-	360	260	170	106	45.0	28.4	15.4	8.00
1.70V	-	342	250	164	103	44.0	28.2	15.3	7.95
1.75V	-	322	238	158	100	43.0	28.0	15.2	7.90
1.80V	-	299	223	150	96.0	41.7	27.7	15.0	7.80

DISCHARGE CONSTANT POWER (WATTS AT 25°C/ 77°F)

Final Voltage (VPC)	5 MIN	10 MIN	15 MIN	30 MIN	45 MIN	1 HR	2 HR	3 HR	5 HR
1.60V	-	560	453	305	238	186	119	86.7	56.4
1.65V	-	540	440	295	230	181	116	86.2	56.0
1.70V	-	516	425	284	222	176	112	85.5	55.4
1.75V	-	490	407	272	212	171	108	84.8	54.7
1.80V	-	460	382	256	198	165	103	83.5	53.9

BENEFITS & FEATURES

Tank formed lead-tin-calcium plates deliver consistent dependable performance and promote long life.

Maintenance free technology.

99% gas recombination for extended life in float applications.

Multiple terminal, configuration options and carrying handles available with most models.

Classified as a non-spillable battery and is not restricted for transportation by:

- Air (IATA/ICAO provision 67)
- Surface (DOT-CFR-HMR49)
- Water (per IMDG amendment 27)

Flame retardant ABS case and cover with UL94 V0 rating available.

UL924 recognized flame arresting low pressure safety vents.

98% recyclable.

Up to 12 year design life in float service.

CERTIFIED QUALITY

Discover® and its facilities and products are tested and certified to multiple standards:

- ISO, UL, CE, and QS standards
- ETTS Germany
- Euro Bat classification for Environmental Stewardship Standards

Designed in accordance with and published in compliance with applicable BCI, IEC and BS EN standards, including:

- IEC60896-21/22
- BS EN 60254-1:2005
- AS/NZS 4029.2:2000



CHARGE AND DISCHARGE

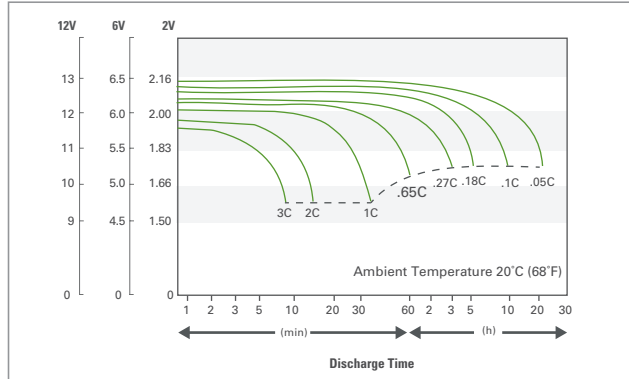
Max Charge / Discharge Currents	Peak (5 seconds)	Peak (10 seconds)	Max Continuous
Charge	1c20	0.75c20	0.25c20
Discharge	15c20	10c20	0.5c20

Note 1 - Float (Stand-By) Use: Hold a constant voltage of 2.25vpc to 2.30vpc continuously. When held at this voltage, the battery will seek its own current level and maintain itself in a fully charged condition.

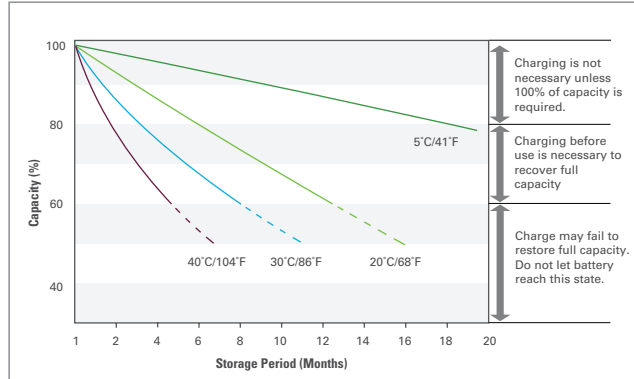
Note 2 - Cyclic Use: Limit initial currents to 0.25C20 amps. Charge until battery voltage reaches 2.40 to 2.45vpc. Hold at 2.40 to 2.45vpc until current drops to under 0.01C20 amps. Battery is fully charged under these conditions, and charger should be disconnected or switched to "float" voltage.

Note 3 - Temperature Coefficient: For temperatures below 25°C, adjust +0.005VPC/°C (or 0.003VPC per °F). For temperatures above 25°C, adjust -0.005VPC/°C (or 0.003VPC per °F).

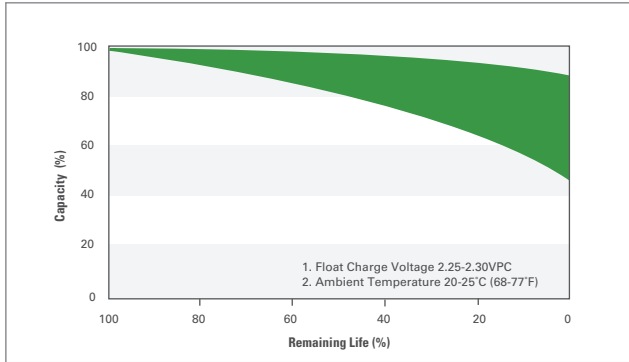
DISCHARGE CHARACTERISTICS



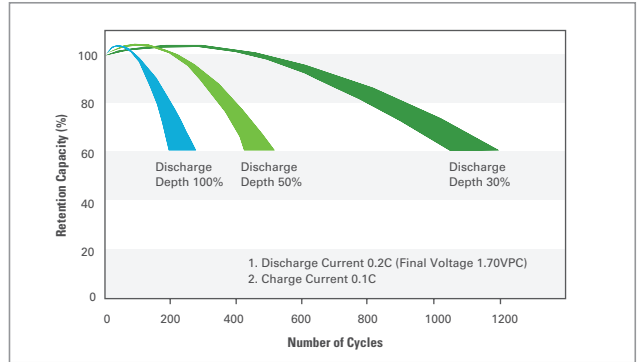
SELF-DISCHARGE CHARACTERISTICS



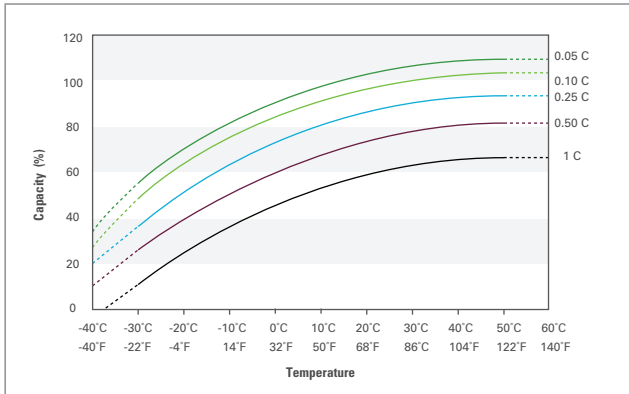
LIFE CHARACTERISTICS IN STAND-BY USE



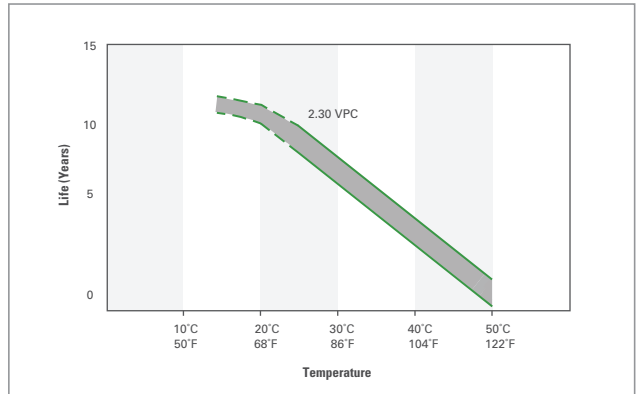
LIFE CHARACTERISTICS IN CYCLIC USE (CYCLIC MODELS ONLY)



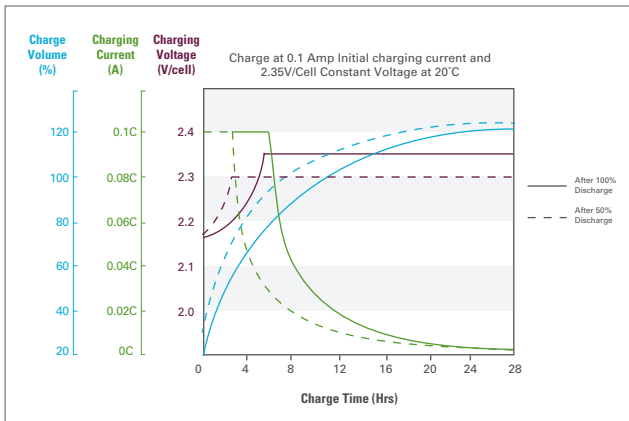
TEMPERATURE EFFECTS ON CAPACITY



TEMPERATURE EFFECTS ON FLOAT LIFE

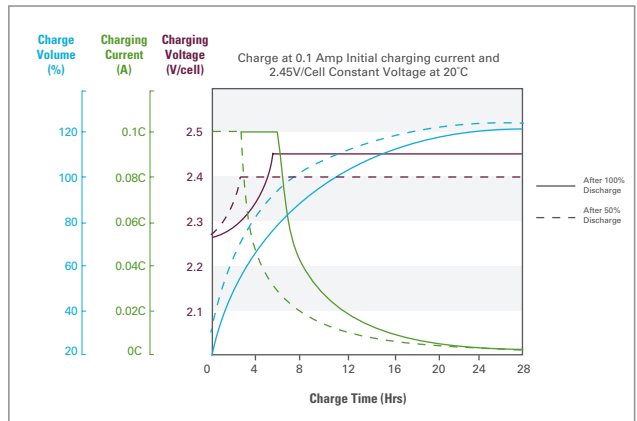


STANDBY/FLOAT APPLICATIONS



See Note 1

CYCLIC APPLICATIONS



See Note 2