

DRY CELL

TRACTION/INDUSTRIAL

Discover® DRY CELL Traction/Industrial batteries outperform traditional Flooded, AGM, and GEL deep-cycle batteries in demanding traction and industrial applications, and are designed to deliver a long runtime, high operating current and withstand deep discharge and are ideal for powering equipment that is used multiple times a day.

DRY CELL Traction/Industrial batteries have been used and trusted for more than 10 years by the world's largest industrial Original Equipment Manufacturers. Specific charge algorithms are available that support optimal battery performance and longevity.

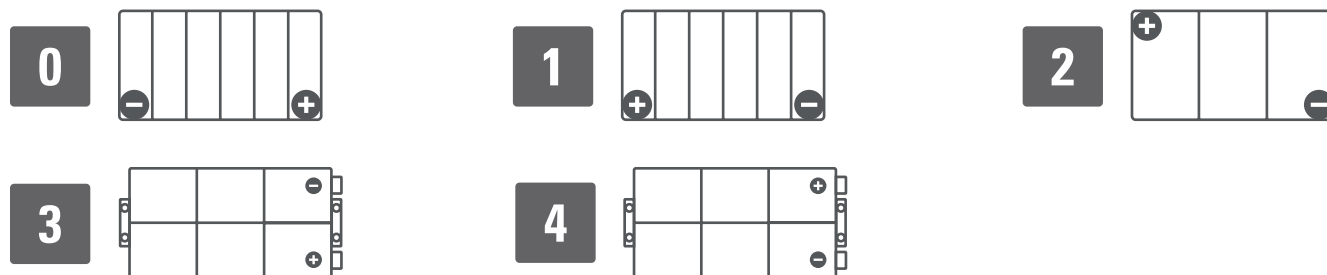


Part No.	Ind Ref	Volts	C20	C5	C3	Length	Width	Height*	Weight	Layout / Polarity	Terminal Type
			1.80 VPC 25°C	1.75 VPC 25°C	1.70 VPC 25°C	(in)			(lbs)		
DRY CELL TRACTION/INDUSTRIAL											
EV627A	627	6	210	180	165	12.1	6.6	8.7	64	2	M8
EVGC6A	GC2	6	220	190	170	10.3	7.1	10.0	65	2	AM
EVGT6A	GC2H	6	260	222	200	10.2	7.1	10.9	77	2	M8
EV506A-230	GC2 DIN	6	230	200	170	9.6	7.4	10.0	71	2	M8
EV305A	902-305	6	330	290	260	11.6	7.1	13.6	101	2	AM
EVL16A	903-L16	6	390	340	295	11.6	7.1	15.1	117	2	AM
EVGC8A	GC2	8	160	130	115	10.2	7.1	10.5	65	1	AM
EVGT8A	GC2H	8	200	160	140	10.2	7.1	11.6	81	1	M8
EVU1A	U1	12	33	30	27	7.7	5.1	6.7	23	1	M6
EV512A-45	-	12	50	40	35	7.8	6.5	6.7	33	0	M6
EV22A	22	12	58	50	44	9.0	5.4	8.3	39	1	M6
EV34A	34	12	65	55	48	10.2	6.6	7.0	43	1	SAE
EV512A-70	48-L3	12	68	60	51	10.9	6.9	7.5	49	0	SAE
EV512A-90	49-L5	12	87	80	68	13.8	6.9	7.5	58	0	SAE
EV24A	24	12	85	72	66	10.2	6.8	8.4	52	1	AM
EV24LA	24-low	12	85	72	66	10.3	6.8	8.1	52	1	M6
EV27A	27	12	100	90	80	12.1	6.8	8.3	63	1	AM
EV31A	31	12	120	98	92	13.0	6.8	8.5	71	1	AM
EV12A	31T	12	145	125	110	13.0	6.8	10.3	86	1	AM
EV185A	921-185	12	230	200	175	15.2	7.0	13.9	136	1	AM
EV4DA	4D	12	235	200	175	20.6	8.9	8.7	139	4	AT
EV8DA	8D	12	280	240	215	20.6	10.8	8.7	172	4	AT
EV512A-245	DIN-C	12	245	210	190	20.0	10.5	8.4	154	3	SAE
EV512A-210FT	FrontTerminal	12	205	165	150	22.1	4.9	12.5	132	4	M8

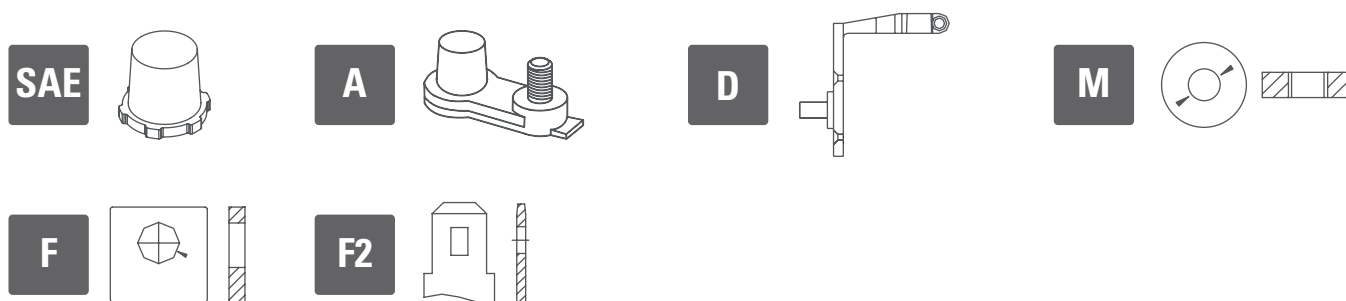
* Height refers to the distance from the bottom to the top of the case, and does not include the terminals.

** Other terminals available upon request.

LAYOUT



TERMINAL



ENHANCED RUN TIME

- High Amp Hour Capacity
- High Operational Voltage Over Lifetime
- 80% DoD to 1.9 VPC



EXTENDED SERVICE LIFE

- Long Life Superior to Flooded Lead-Acid/GEL/AGM Deep Cycle Batteries
- 550+ Cycles 70% DoD (IEC 254-1 Traction Lead-Acid)
- 350+ Cycles 100% DoD (DIN 43 539 VRLA)



RESILIENCE

- Partial Stage of Charge Operation Superior to AGM
- Intense Duty Cycling Superior to GEL/AGM
- Over-Charge/Discharge Resilience Superior to AGM
- Compatible with GEL/AGM Semi-Traction Charge Profile



EXTREME TEMPERATURES

- High Temperature Life Superior to AGM
- Low Temperature Operation Superior to Flooded Lead-Acid / GEL / AGM Batteries



VIBRATION RESISTANT

- Vibration Resistance Superior to GEL / AGM
- Vibration Shock Tested IEC 61373, DIN EN 61373, SAE J537



TRUSTED OEM PART

- Exceeds OEM Specifications
- Innovative Technology
- Global Service and Support



RELIABLE, SAFE, CERTIFIED

- Valve Regulated Lead-Acid Dry Cell
- Maintenance-free
- Nonspillable. No-gas
- Safe for Environmentally Sensitive Areas
- Spark and Explosion Tested SAE J1495

PRODUCT FEATURES

DRY CELL



ENHANCED ALLOYS

Thick Plate Construction with Graphite Enhanced Plate Alloys Deliver Maximum Runtime Over Operational Life.



CARBON BOOST

Carbon Additives increase Duty Cycle Performance, Battery Charge Acceptance and Partial State of Charge operation.



AUTOMATED THROUGH-THE-PARTITION WELD *

Improved Product Consistency and Quality, Less Wasted Lead than Manual Welding Process.

Supports High Current Loads and Lowers Internal Resistance.



POLYPROPYLENE CASE *

High Heat Resistance and Durability, Lighter Weight.

Pressure Relief Valves with Low Open / Close Tolerance Reduces Water Loss and Extends Cycle Life.

Integrated Flame Arrestors Prevent Fire and Explosion.






HYDRO POLYMER

Organic Capillary Separator Technology Saturated with Hydro Polymer Electrolytes Delivers Extra Electrolyte Volume.

Resists Dry-Out and Prevents Thermal Runaway.

Maintains Performance Characteristics Over Operational Life.

Absorbed Glass Mat Dry Cell Technology, No Free-Flowing of Electrolyte.



* KEY MODELS